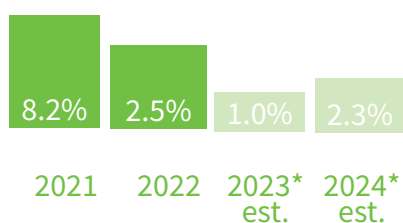
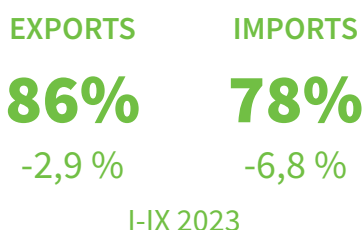


# Slovenian Economy in Figures

## GROSS DOMESTIC PRODUCT



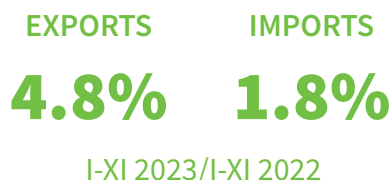
## % OF EXPORTS/IMPORTS IN GDP AND ANNUAL REAL CHANGE



## VALUE ADDED PER EMPLOYEE, CORPORATIONS, 2022

**55,688**  
2022

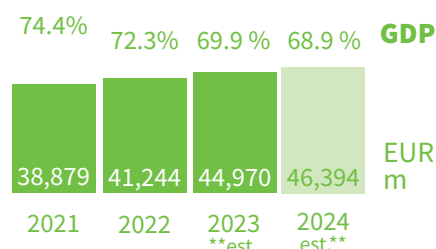
## EXPORTS AND IMPORTS OF GOODS (NOM.)



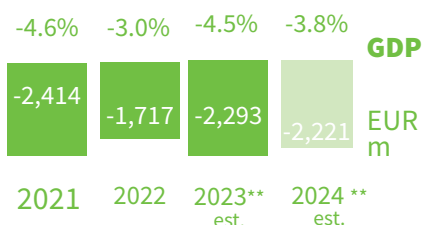
## GROSS (NET) EXTERNAL DEBT

**57,084 (-6,858)**  
**EUR mio**  
10/31/2023

## GROSS PUBLIC DEBT



## GOVERNMENT DEFICIT



## SLOVENIA'S SOVEREIGN RATING 2023

Agency	Rating
Moody's	<b>A3 stable</b>
S&P	<b>AA- stable</b>

## INVESTMENTS (REAL)

**9.1%**  
Gross Fixed  
Capital Formation  
I-IX 2023/I-IX 2022

## 3- MONTH EURIBOR

3.97% 3.97% 3.93%

## 6-MONTH EURIBOR

4.11% 4.06% 3.92%

X 2023 XI 2023 XII 2023

## AVERAGE MONTHLY GROSS EARNINGS

**10%**  
I-X 2023/I-X 2022  
**2,203 EUR**  
I-X 2023

## NUMBER OF RETIREES

**634,664**  
I-XI 2023

**+1.0%**  
I-XI 2022/I-XI 2021

Ø NATURAL GAS PRICES FOR NON-HOUSEHOLD CONSUMERS, (EXCL. VAT)

**58.1 EUR/MWh**

Q3 2023

**-22.4%**

Q3 2023/Q 3 2022

ENERGY PRICES IN EUR

**-26.3%**    **-25.2%**

2023/  
2022

12-month trail-  
ing change

NON-ENERGY PRICES IN EUR

**-32%**    **-30.2%**

2023/  
2022

12-month trail-  
ing change

Ø ELECTRICITY PRICES FOR NON-HOUSEHOLD CONSUMERS, (EXCL. VAT)

**213.1 EUR/MWh**

Q3 2023

**+4.6%**

Q3 2023/Q 3 2022

AVERAGE DAILY AMOUNT OF OUTSTANDING LIABILITIES IN ARREARS

**-8.4%**

2023/2022

**120 thous. EUR**

2023

GROSS HOURLY LABOUR COST IN PRIVATE SECTOR IN 2022

**20.8 EUR**    **28.7 EUR**

Slovenia

EU-27

NUMBER OF PERSONS IN EMPLOYMENT

**933,051**

I-XI 2023

**1.3%**

I-XI 2023/I-XI 2022

REGISTERED UNEMPLOYMENT

**-14%**

2023/2022

**48,709** 2022

ILO UNEMPLOYMENT RATE

**4.2%**

Slovenia

XI 2023

**3.8%**

Slovenia

I-X 2023

CONSTRUCTION WORKS

**+19.9%**

I-XI 2023/I-XI 2022

constr. of  
buildings

**+11%**

civil  
engineering

**+21%**

spec.  
constr. act.

**+32%**

THE VALUE OF INDUSTRIAL PRODUCTION

**-4.4%**

I-XI 2023/I-XI 2022

High-technology  
manufacturing

**+5.7%**

Low-technology  
manufacturing

**-6.7%**

TURNOVER IN SERVICE ACTIVITIES (nom.)

**+8.6%**

I-X 2023/I-X 2022

INFLATION RATE - CPI

**4.2%**

XII 2023/XII 2023

**7.4%**

2023/2022

VOLUME OF CORPORATE LOANS

**10,485 mio EUR**

10/30/2023

LOANS TO CORPORATIONS

**-2.5%**

X 2023/X 2022